



CAPI System at Central Statistical Bureau of Latvia

IBUC XII

By Norberts Talers, Pavels Onufrijevs, Karlis Zeila
CSB of Latvia



The main business objectives

- Increase the data quality;
- Make easier and faster data collection process;
- Set data validation procedures on laptop side;
- Get away from paper forms;
- Make management of interviewers work easier.

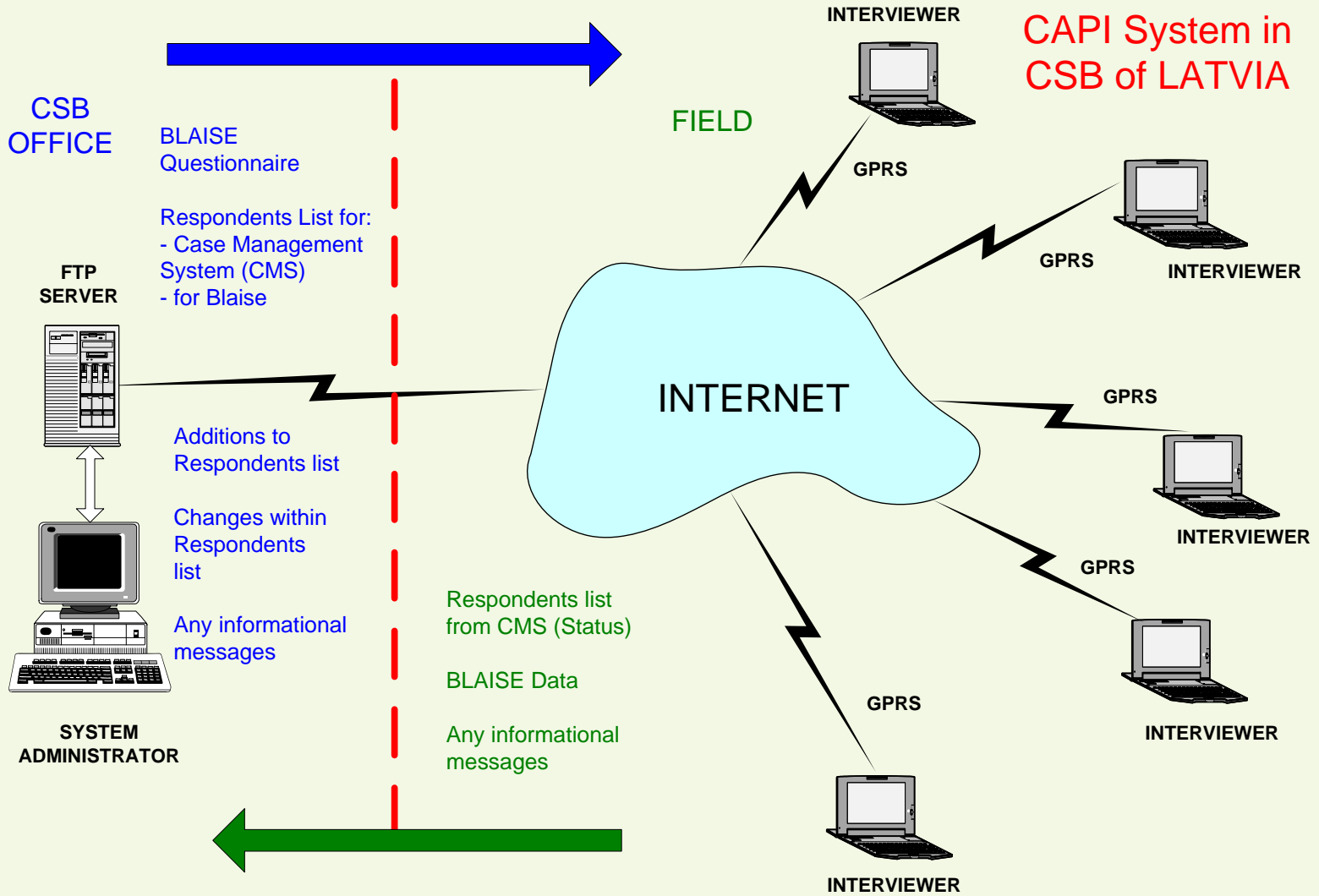
BASICS

- Laptops on the field work side
- Blaise software for electronic questionnaires
- Data interchange environment – GSM mobile network
General Packet Radio Service/Internet

Requirements:

- Laptops equipped with GPRS cards on the field side
- FTP server on the Office side
- Case Management Software System developed and installed on both sides supporting interchange with data files & messages

CAPI System in CSB of LATVIA



The CAPI System consists of

- Information management subsystem in the Office
- Data transfer subsystem via GPRS
- Case Management System on interviewers laptops

Functionality

LAPTOP Side:

- Receive the data on new surveys (respondent list and questionnaire itself)
- Send the data about surveyed respondents, and the data itself
- Collect and validate the data using Blaise questionnaire
- Work with received respondent list, surveying respondents
- Plan and follow up activities

EU SILC Household splitting

- In EU SILC survey we have possibility to create new or to split existing households
- Algorithm allow us to generate for the new household new ID code and recreate manipula file.
- Algorithm also allows to split existing household and to generate ID which include part of parent household ID.
- System require main information of household (address, owner information)

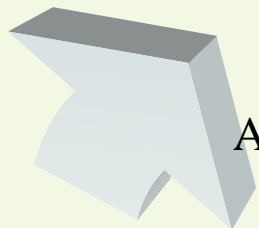
EU SILC Household splitting

- If interviewer noticed that at the address are two or more households and this address is surveyed for the first time then: we took 6 digits from 8 digit household ID code (06595100) and add 1 for the last digit (06595200). If we reach 9 and we need more, then we add 1 to previous digit and last ones become 000 (06596000).
- If the address are surveyed not for the first time then: we took 8 digits from original household ID (06595100) and add 1 to the last digit (06595101) if we reached 9 then we add 1 to the previous digit and last one starts from 0 (06595110).

Functionality

OFFICE Side:

- Respondent list separation in portions for each interviewer based on division by territories predefined
- Archiving the part of the respondent list and the questionnaire, and putting that on an FTP server for each interviewer
- Receiving the information sent by interviewers from FTP server,
- Control the progress of work of each interviewer
- Provide interviewers with any necessary information using messaging system



Office
Splitting
sample
And preparing
for transfer




File Transfer
via GPRS




Office

SURVEY
SAMPLE




Office

Data
management




File Transfer
via GPRS



LAPTOP

Data receiving



LAPTOP

Data
collection
“Surveys”





Thank you for attention!

