

Consumer Expenditures Proof of Concept: A Joining of Quarterly and Diary

Michael K. Mangiapane

U.S. Census Bureau

Introduction

- Consumer Expenditures (CE) measures important economic indicators.
 - Consumer Price Index (CPI)
 - Consumer spending patterns
 - Sponsor - Bureau of Labor Statistics (BLS)
- Two Instruments
 - Consumer Expenditures Quarterly (CEQ)
 - Consumer Expenditures Diary (CED)
- Consumer Unit (CU)
 - Single group of household members over 16 who pay their own living expenses.

CEQ Interview

- CU interviewed 4 times
 - Once every 3 months
 - Asked about all expenditures made during the previous 3 months.
 - Easy to recall expenditures
 - Electronics, Clothing, Travel
 - Expenditures with Records
 - Utilities, Medical, Vehicles

CED Interview

- 2-3 visits to the CU in a 3 week period
 - Brief Interview
 - Place First Diary
 - Record all expenditures for 1 week.
 - Pick up First Diary, Place Second Diary
 - Record all expenditures for 1 week.
- Capture expenses not easily recalled
 - Restaurants, Fuel

Current CE Instruments

- Blaise 4.8.4.1861
- CEQ
 - CAPI Production – April 2003
 - ~5,000 CUs interviewed per month.
 - 22 Expenditure Sections
 - Front, Back, Demographics, Debriefing Sections
- CED
 - CAPI – Production – January 2004
 - ~2,000 CUs interviewed per month
 - Date dependent
 - Diary Double-Placement

Gemini Project

- Improve the CE data collection process.
 - Use the latest technology.
 - Reduce Costs
 - Improve Data Quality
 - Better Expenditure Tracking
- Re-design of the CE instruments.
- Testing changes to diaries
- Create a single CE Instrument

CE Proof of Concept (POC)

- CEQ and CED all in one
- Three main components
 - Recall Interview
 - Web/App Diary
 - Records Interview
- Two visits in a two-week period
- CEQ instrument baseline, CED sections added

Split CEQ Interviews

- Recall Interview
 - First visit
 - Sections 8, 6, 17, 18, 19
 - Section Order Effect Test
 - Sections available for second visit if needed
- Records Interview
 - Second visit
 - Sections 1, 2, 3, 4, 10, 11, 13, 14, 15, 21, 22
- Skip Recall Interview sections on second visit

Not Without its Challenges...

Outcome Code Implementation

- Standardized status codes for Laptop Case Management (LCM) software and Headquarters staff
 - LCM Software takes action on cases
 - Easy reference of case status
 - Interview
 - Reason for a Non-Interview
- POC using CED's LCM interface

Multiple Outcome Codes

- Outcome_Recall
 - Recall sections completed
- Outcome_Placement
 - Diary(s) placed, not placed, CU(s) refused diary
- Outcome_Pickup
 - Diary(s) picked up, previous refusal, picked up too late
- Outcome_Records
 - Record Sections Completed
- Outcome
 - Interview, Non-Interview, Partial Interview

Consumer Expenditure Proof of Concept Ver 01.22 02/09/2015

Forms Answer Navigate Options Help Show Watch Window

CE Apt Ros Receipts/Recall Crp Prs Sts FAQ MW-nm Placement RCL-S8 RCL-S6 RCL-S17 RCL-S18 RCL-S19 S1 S2 S3 S4 S10 S11 S13 S14 S15 S21 S22 Pindx

Outcome: 383

Recall Outcome: 201

Placement Outcome: 201

Pick-up Outcome: 201

Records Outcome: 202

1. Enter 1 to Continue

Back

Show Final **1** Continue

00000001 SHOFINAL 12:06:56 AM 2-23-2015 VISIT NUMBER: 2 RESPONDENT NAME: John Boe 17/17

Outcome Code Procedure

- CEQ and CED originally coded to set outcome codes in section rules
 - Maintenance challenge
 - If it isn't broken, don't fix it
- New instrument means coding flexibility
- Put the setting of the outcome codes into one procedure
 - Easier setup, maintenance, and testing

Diary Types

- Paper
 - Used in CED
 - Single diary for all CU members
- CAPI
 - Recall
- Web
- Mobile

Project Gemini Diary Tests

- Centurion Software
- 2013 – Web Diary Test
 - CUs given option to fill out their diary on the Internet (Web Diary).
- 2014 – Individual Diary Test
 - Each eligible member of the CU given access to their own Web Diary to fill out.

Web/App Diary

- Diary available to be filled out online for each member of the CU
 - Paper diary available for POC if CU member requests one.
- Encouragement to fill out diary at time of expenditure.
- Available for desktop or mobile browsers
 - Requires always-on Internet connection

Web/App Diary Logins

- Security
- Pre-assigned usernames and passwords
 - Password complexity
- Display only the usernames and passwords needed in POC
 - Passwords only displayed during first visit

Consumer Expenditure Proof of Concept Ver 01.22 02/09/2015

Forms Answer Navigate Options Help Show Watch Window

CE Apt Ros Crp Prs Sts FAQ Placement RCL-S8 RCL-S6 RCL-S17 RCL-S18 RCL-S19 Pindx

♦ Instruct the respondent and all available household members on how to use the paper and/or electronic diary(ies) and provide them with user guide(s).

For electronic diaries: Be sure to go over with the respondent:

- how to log in with their username and password (attempt to log in with a respondent, if they are willing)
- creating shortcuts to the web and mobile diaries
- show the respondent(s) the link to the video tutorials in the User Guide and inform them that the links also appear in the electronic diary

Transcribe the Individual Diary username(s) onto the User Guide(s) and password(s) onto appointment card(s) for the respondent(s).

For paper diaries:

Instruct the respondent(s) on how to complete the paper Diary leave the Diary form(s) with the respondent.
Transcribe the control number onto the paper diary. Control Number: 0406013GD3500010110100

Resp.	LN	Name	Diary Type	Username	Password
XXX	1	John Citizen	Mobile/Web	web01111	11111111
	2	Jane Citizen	Mobile/Web	web22222	22222222

1. Enter 1 to Continue

Web Information

Web Information


Reminder

00000002 | USERNAMES | 12:14:42 AM | 2-23-2015 | VISIT NUMBER: 1 | RESPONDENT NAME: John Citizen | 2506/2524

Spawned CUs

- Most households are a single CU
 - Roommates or Multiple families may be multiple CUs
- Instrument can spawn additional cases to interview additional CUs
 - Roster and case information copied from parent to child case
- How do we grant spawned cases access to Web/App Diary?
 - Copy unused usernames and passwords from parent case to child case using Manipula

Web Diary Home Screen



CONSUMER EXPENDITURE DIARY SURVEY

[Information](#) [User Guide](#) [User Settings](#) [Logout](#)


Add an Expense

Date February 8, 2014 ▼	Description Enter Description	Cost \$0.00	Category Select Category ▼
-----------------------------------	-----------------------------------------	-----------------------	--------------------------------------

Summary of Expenses

Date	Description	Cost	Category
------	-------------	------	----------

Follow Up Fields



CONSUMER EXPENDITURE DIARY SURVEY

Information User Guide User Settings Logout

Add an Expense

Date	Description	Cost	Category
February 8, 2014	Sandwich	\$5.12	Food and Drink Away from Home


Meal Type: Select One

Alcohol Included? (Select all that apply) Cost of Alcohol: \$0.00

Wine Beer Other None

Clear Save

Follow Up Fields



CONSUMER EXPENDITURE DIARY SURVEY


[Information](#) [User Guide](#) [User Settings](#) [Logout](#)

Add an Expense

Date	Description	Cost	Category
February 9, 2014 <input type="text"/>	T-shirts <input type="text"/>	\$9.58 <input type="text"/>	Clothing, Shoes, Jewelry, and Accessories <input type="text"/>

Gender: Age: Purchased for someone outside your household

Summary and Editing



CONSUMER EXPENDITURE DIARY SURVEY

[Information](#) [User Guide](#) [User Settings](#) [Logout](#)

Add an Expense

Date **Description** **Cost** **Category**

Summary of Expenses

	Date	Description	Cost	Category
<input type="button" value="X"/> <input type="button" value="Edit"/>	February 12	Gas	\$26.89	All Other Products and Services
<input type="button" value="Cancel"/> <input type="button" value="Save"/>	<input type="text" value="February 9, 2014"/>	<input type="text" value="T-Shirts"/>	<input type="text" value="\$9.58"/>	<input type="text" value="Clothing, Shoes, Jewelry, and Accessories"/>
	Gender: <input type="text" value="Male"/>	Age: <input type="text" value="16 & Over"/>	<input type="checkbox"/> Purchased for someone outside your household	
<input type="button" value="X"/> <input type="button" value="Edit"/>	February 8	Coca-Cola	\$1.75	Food and Drink for Home Consumption
<input type="button" value="X"/> <input type="button" value="Edit"/>	February 8	Sandwich	\$5.12	Food and Drink Away from Home

App Diary

https://respond.census.gov

Info CE Diary Logout

Add an expense

	Date	Description	Cost
Edit	Feb 12	Gas	\$26.89
Edit	Feb 9	T-Shirts	\$8.99
Edit	Feb 8	Coca-Cola	\$1.75
Edit	Feb 8	Sandwich	\$4.99

https://respond.census.gov

Info CE Diary Logout

February 14, 2014

Valentines Dinner

\$108.00

Food and Drink Away from Home

Breakfast Lunch

Dinner Snack/Other

Alcohol Included? (Select all that apply)

Wine Beer Other None

Cost of Alcohol: \$35.00

Cancel Save

https://respond.census.gov

Info CE Diary Logout

Add an expense

	Date	Description	Cost
Edit	Feb 14	Valentines Dinner	\$108.00
Edit	Feb 12	Gas	\$26.89
Edit	Feb 9	T-Shirts	\$8.99
Edit	Feb 8	Coca-Cola	\$1.75
Edit	Feb 8	Sandwich	\$4.99

Future Developments

- Pilot Test – Summer 2015
 - Results applied to future CE instruments
- Multiple Data Collection Methods
 - CAPI – Blaise Instrument
 - Web – Centurion
 - App – Collect data offline
- Modify control systems to handle real-time tracking of diaries and cases.

Conclusions

- Future CE survey likely multi-mode
 - Potential to streamline data collection process
- Blaise handles large and complex surveys efficiently
- Blaise capable of handling merging two instruments together

Questions?

michael.k.mangiapane@census.gov