

Blaise





Neem deel op
slido.com
#3914 125




Blaise Multi-mode Dashboard

Use the dashboard to see exactly what
you need




Kevin Melchers

Mainly developing multi-mode dashboard



Leonardo Kremer

All-round development



Dashboard overview: Widgets

The screenshot displays a web dashboard interface. At the top, a navigation bar includes links for Dashboard, Surveys, Daybatch, Case Info, Appointments, Dial History, Events, Operation times, Crew settings, Reports, Summary, Specification, Users, and Case Management. The user's name, Kevin, is visible in the top right corner. The main content area is titled "Dashboard" and contains a "Widgets" section. This section features two side-by-side widget panels. The "Surveys" panel shows 4 running surveys and 0 paused surveys. The "Daybatch" panel shows 99 all entries and 0 super appointments. At the bottom of the dashboard, a status message reads "Connected to: localhost:8031 - Serverpark: Surveys".

Widget	Category	Value
Surveys	Running surveys	4
	Paused surveys	0
Daybatch	All entries	99
	Super appointments	0



Dashboard overview: Tool bar

The screenshot displays a web dashboard for 'Surveys'. At the top, there is a navigation menu with items like 'Dashboard', 'Surveys', 'Daybatch', 'Case Info', 'Appointments', 'Dial History', 'Events', 'Operation times', 'Crew settings', 'Reports', 'Summary', 'Specification', 'Users', and 'Case Management'. The user 'Kevin' is logged in. The main content area is titled 'Surveys' and features a table with the following columns: Instrument Name, Status, Case delivery, Survey days, % Complete, App Today-Total, Tot-Com-NR-BT, and Daybatch. The table contains four rows of data for different breakfast items. A toolbar is located above the table, containing a 'Columns' dropdown, a search input, and icons for search, list, close, CSV, filter, and star. A red box highlights this toolbar. At the bottom of the dashboard, there is a pagination control showing '1' of 1 pages (4 items) and a footer indicating the connection to 'localhost:8031 - Serverpark: Surveys'.

Instrument Name	Status	Case delivery	Survey days	% Complete	App Today-Total	Tot-Com-NR-BT	Daybatch
Breakfast (Cherry)	Active	Yes	No survey days left	0%	0/0/0 - 0/0/0	0-0-0-0	No daybatch
Breakfast (Banana)	Active	Yes	No survey days left	0%	0/0/0 - 0/0/0	0-0-0-0	No daybatch
Breakfast (Apricot)	Active	Yes	No survey days left	0%	0/0/0 - 0/0/0	0-0-0-0	No daybatch
Breakfast	Active	Yes	No survey days left	0%	0/0/0 - 0/0/0	0-0-0-0	No daybatch



Dashboard overview: Grid columns

Dashboard Surveys Daybatch Case Info Appointments Dial History Events Operation times Crew settings Reports Summary Specification Users Case Management Kevin

Surveys

Database Filters

Columns Search

Instrument Name	Status	Case delivery	Survey days	% Complete	App Today-Total	Tot-Com-NR-BT	Daybatch	
Breakfast (Cherry)	Active	Yes	No survey days left	0%	0/0/0 - 0/0/0	0-0-0-0	No daybatch	↓ * ↗
Breakfast (Banana)	Active	Yes	No survey days left	0%	0/0/0 - 0/0/0	0-0-0-0	No daybatch	↓ * ↗
Breakfast (Apricot)	Active	Yes	No survey days left	0%	0/0/0 - 0/0/0	0-0-0-0	No daybatch	↓ * ↗
Breakfast	Active	Yes	No survey days left	0%	0/0/0 - 0/0/0	0-0-0-0	No daybatch	↓ * ↗

Instrument Name Status Case delivery Survey days

Items per page: 20 1 of 1 pages (4 items)

Connected to: localhost:8031 - Serverpark: Surveys



Dashboard overview: Data view

Dashboard Surveys Daybatch Case Info Appointments Dial History Events Operation times Crew settings Reports Summary Specification Users Case Management Kevin

Surveys

Database Filters

Columns Search

Instrument Name	Status	Case delivery	Survey days	% Complete	App Today-Total	Tot.Com-NR-BT	Daybatch	
Breakfast (Cherry)	Active	Yes	No survey days left	0%	0/0/0 - 0/0/0	0-0-0-0	No daybatch	↓ * ↗
Breakfast (Banana)	Active	Yes	No survey days left	0%	0/0/0 - 0/0/0	0-0-0-0	No daybatch	↓ * ↗
Breakfast (Apricot)	Active	Yes	No survey days left	0%	0/0/0 - 0/0/0	0-0-0-0	No daybatch	↓ * ↗
Breakfast	Active	Yes	No survey days left	0%	0/0/0 - 0/0/0	0-0-0-0	No daybatch	↓ * ↗

« < 1 > » 20 Items per page 1 of 1 pages (4 items)

Connected to: localhost:8031 - Serverpark: Surveys



Dashboard overview: Pager

Dashboard Surveys Daybatch Case Info Appointments Dial History Events Operation times Crew settings Reports Summary Specification Users Case Management Kevin

Surveys

Database Filters

Instrument Name	Status	Case delivery	Survey days	% Complete	App Today-Total	Tot-Com-NR-BT	Daybatch	
Breakfast (Cherry)	Active	Yes	No survey days left	0%	0/0/0 - 0/0/0	0-0-0-0	No daybatch	↓ * ↗
Breakfast (Banana)	Active	Yes	No survey days left	0%	0/0/0 - 0/0/0	0-0-0-0	No daybatch	↓ * ↗
Breakfast (Apricot)	Active	Yes	No survey days left	0%	0/0/0 - 0/0/0	0-0-0-0	No daybatch	↓ * ↗
Breakfast	Active	Yes	No survey days left	0%	0/0/0 - 0/0/0	0-0-0-0	No daybatch	↓ * ↗

Columns Search

Items per page: 20 1 of 1 pages (4 items)

Items per page: 20 1 of 1 pages (4 items)

Connected to: localhost:8031 - Serverpark: Surveys



Dashboard overview: Database filters

The screenshot shows a dashboard interface for managing surveys. At the top, there is a navigation menu with items like 'Dashboard', 'Surveys', 'Daybatch', 'Case Info', 'Appointments', 'Dial History', 'Events', 'Operation times', 'Crew settings', 'Reports', 'Summary', 'Specification', 'Users', and 'Case Management'. The user's name 'Kevin' is visible in the top right corner.

The main section is titled 'Surveys'. It features a search bar for 'Instrument Name' and a 'Database Filters' dropdown menu. Below this is a table with the following columns: 'Instrument Name', 'Status', 'Case delivery', 'Survey days', '% Complete', 'App Today-Total', 'Tot-Com-NR-BT', and 'Daybatch'. The table contains four rows of data for different breakfast items: 'Breakfast (Cherry)', 'Breakfast (Banana)', 'Breakfast (Apricot)', and 'Breakfast'. Each row shows its status as 'Active', 'Case delivery' as 'Yes', and '% Complete' as 0%.

A 'Database Filters' modal is open, showing a search input for 'Instrument Name' and 'Clear' and 'Apply' buttons. The modal is highlighted with a red border.

Instrument Name	Status	Case delivery	Survey days	% Complete	App Today-Total	Tot-Com-NR-BT	Daybatch
Breakfast (Cherry)	Active	Yes	No survey days left	0%	0/0/0 - 0/0/0	0-0-0-0	No daybatch
Breakfast (Banana)	Active	Yes	No survey days left	0%	0/0/0 - 0/0/0	0-0-0-0	No daybatch
Breakfast (Apricot)	Active						daybatch
Breakfast	Active						daybatch



Dashboard overview: Menu bar


The screenshot displays a web dashboard with a menu bar at the top and a table of surveys below. The menu bar includes links for Dashboard, Surveys, Daybatch, Case Info, Appointments, Dial History, Events, Operation times, Crew settings, Reports, Summary, Specification, Users, and Case Management. The user's name, Kevin, is shown in the top right corner. The table below lists four survey entries, each with columns for Instrument Name, Status, Case delivery, Survey days, % Complete, App Today-Total, Tot-Com-NR-BT, and Daybatch. The Daybatch column for all entries is highlighted in red and contains the text 'No daybatch'. The bottom of the dashboard shows a pagination control with '1' selected and '20' items per page, and a status bar indicating '1 of 1 pages (4 items)'. A red box highlights the menu bar and the user profile area.

Instrument Name	Status	Case delivery	Survey days	% Complete	App Today-Total	Tot-Com-NR-BT	Daybatch
Breakfast (Cherry)	Active	Yes	No survey days left	0%	0/0/0 - 0/0/0	0-0-0-0	No daybatch
Breakfast (Banana)	Active	Yes	No survey days left	0%	0/0/0 - 0/0/0	0-0-0-0	No daybatch
Breakfast (Apricot)	Active	Yes	No survey days left	0%	0/0/0 - 0/0/0	0-0-0-0	No daybatch
Breakfast	Active	Yes	No survey days left	0%	0/0/0 - 0/0/0	0-0-0-0	No daybatch




Widgets

Quick way to keep track of the progress




Tool bar

Default tools at your disposal




Grid columns

Functions that can be performed from the columns themselves




Data view

Perform specific actions inside the data view




Pager

Setup the pager to your needs




Database filters

Setup filters to specify the retrieved data



Menu bar

Extended menu bar items and functions



Questions



For more information

- Contact Blaise Support: blaise@cbs.nl
- Or use the portal of our JIRA ticketing system <https://blaisesupport.cbs.nl>

